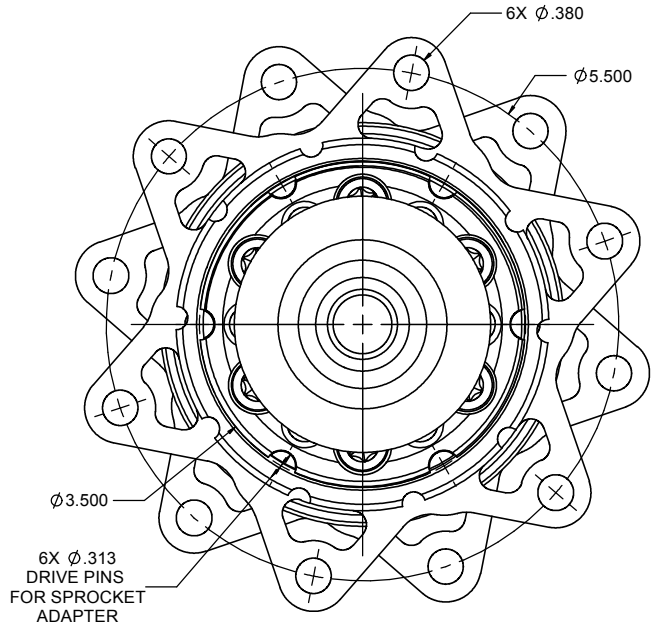


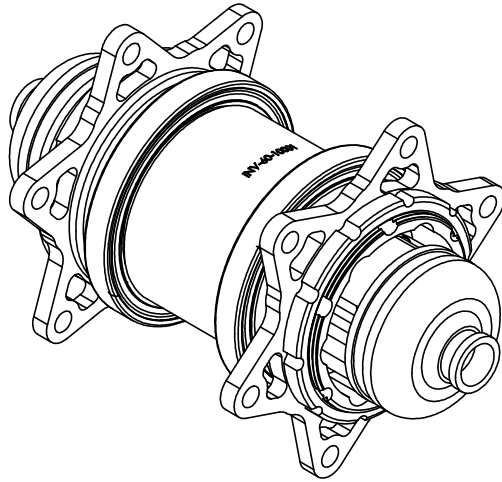
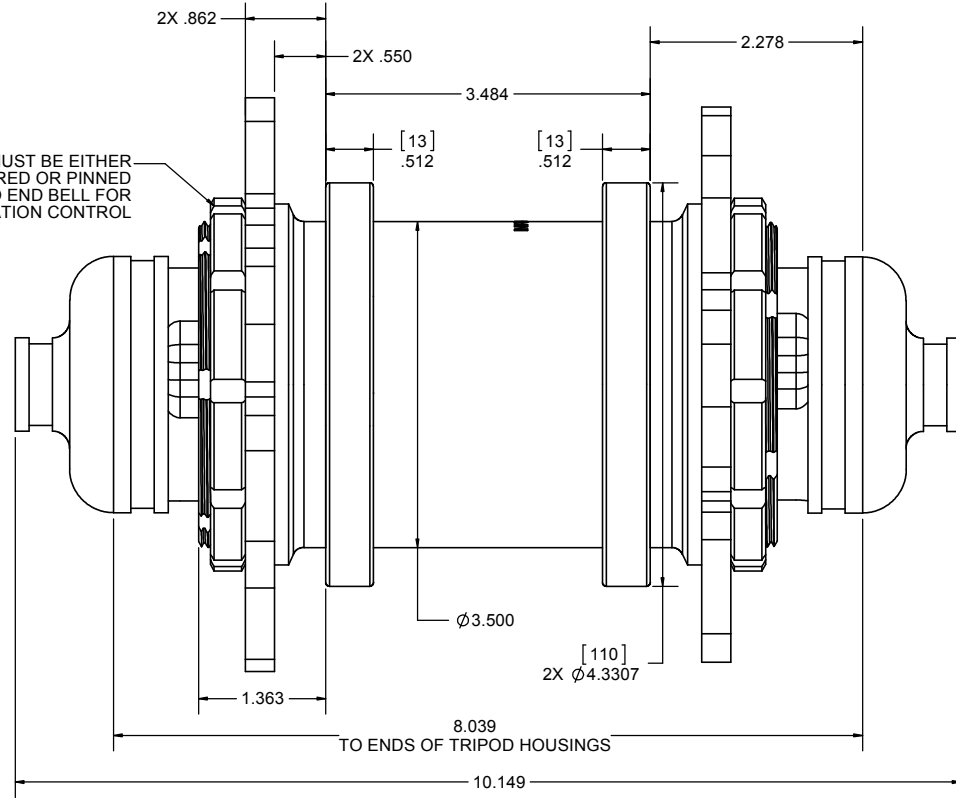
NOTES: UNLESS OTHERWISE SPECIFIED:

1. INSTALLATION PRINT INTENDED SOLELY FOR USER INFORMATION TO CONCEPTUALLY DESIGN INTO VEHICLE
2. TRIPOD HOUSINGS REQUIRE USE OF SMALL TRE TRIPOD, P/N INV-02002011, PURCHASED SEPARATELY

REVISIONS				
ZONE	REV.	DESCRIPTION	DATE	APPROVED



LOCKING NUT MUST BE EITHER
SAFETY WIRED OR PINNED
TO END BELL FOR
ANTI-ROTATION CONTROL



NAME	DATE
DRAWN	
CHECKED	
APPROVED	

Taylor
RACE ENGINEERING www.taylor-race.com



UNLESS OTHERWISE SPECIFIED:
INTERPRET GD&T PER ASME Y14.5M-2009

DIMENSIONS ARE IN INCHES:
DIMENSIONS IN [XX] ARE MILLIMETERS
BREAK ALL SHARP EDGES 0.005-0.015
RADIUS INSIDE CORNERS 0.032 MAX
SURFACE TEXTURE: 63 µin MAX

TOLERANCES:
LINEAR: ± 0.005 ANGLES: ± 1.0°

TITLE:
**TRE CHAIN DRIVE DIFF MK II
INSTALLATION PRINT**

PROPRIETARY AND CONFIDENTIAL
THE INFORMATION CONTAINED IN THIS
DRAWING IS THE SOLE PROPERTY OF
TAYLOR RACE ENGINEERING, LLC.
ANY REPRODUCTION IN PART OR AS A
WHOLE WITHOUT THE WRITTEN PERMISSION
OF TAYLOR RACE ENGINEERING, LLC IS
STRICTLY PROHIBITED.

MATERIAL:
FINISH:
DO NOT SCALE DRAWING

SIZE: **B**
DWG. NO.: INV-06-10003-Installation Print
SCALE: 3:4 WEIGHT: 8.9 lbs SHEET 1 OF 1